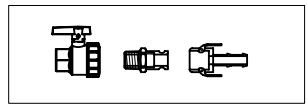
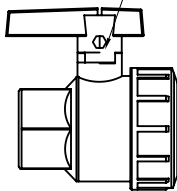


TYPICAL OPTIONAL FITTINGS
INSTALLED ON CORNER
ROUND PLATE

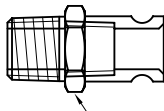


DETAIL VIEW OF TYPICAL OPTIONAL FITTINGS

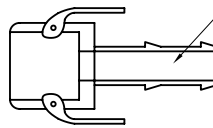
1" BALL VALVE
(ACCEPTS 1" MALE
NPT AT EACH END)



1" CAMLOCK MALE



1" CAMLOCK FEMALE
HOSE ADAPTER



EXTERNAL PLUMBING HOSE
(NOT INCLUDED, BUT
AVAILABLE UPON REQUEST)

